

# La Gestione dei Sedimenti in Belgio

**Carlo Boeri**



### Jan De Nul Group of Companies



**Founded in 1938**

**Main Activities:**

- **Dredging**
- **Civil Construction**
- **Environmental Contracting**

## Envisan N.V.



- **Founded in 1992**
- **Since 1996 part of Jan De Nul Group of Companies**
- **Activities:**
  - ü **On site and in situ remediation**
  - ü **Soil remediation centre**
  - ü **Sludge treatment and recycling**
  - ü **Sanitary landfills - waterproof constructions**

# Dredging

## Dredger Types and Appropriate Use

The main types of dredgers used throughout the world are:

- trailing suction hopper dredgers (TSHD) and mechanical dredgers (It is used mostly for maintenance or capital dredging of unconsolidated sediments of lower to medium strength)

Mechanical dredgers can be used for a wide range of soils and in many types of projects, but generally have much lower rates of production than suction dredgers



### Cutter Section Dredger

CSDs typically consist of a pontoon equipped with a rotating cutter head and an adjacent suction pipe that collects a mixture of cuttings and water which is pumped through a discharge pipeline to its destination. Commonly used for removing hard sediments in capital dredging projects.



## Trailing Suction Hopper Dredger

A TSHD consists of a self-propelled ship with a hopper. The vessel is equipped with one or two suction pipes connected to draghead(s). The dragheads are lowered to the seabed and a slurry of sediment and water is pumped through these into the hopper. Dredged material settles in the hopper and the water drains off through a controllable hopper overflow system.



### Mechanical Dredger

There is a wide variety of mechanical dredgers. The most familiar type is the grab dredger (GD) which consists of a crane mounted on a pontoon or self propelled hopper that operates a wireline controlled grab. Other types are:

- the backhoe dredger (BHD) which operates a bucket mounted on an arm that is hydraulically operated (Figure 2)





## Dredging Selection

- availability and cost;
- physical characteristics of the sediment;
- amount to be dredged;
- dredging site and depth;
- distance to the placement site;
- depth of placement site;
- physical environment at dredging and placement sites;
- contamination level of sediments;
- method of placement.

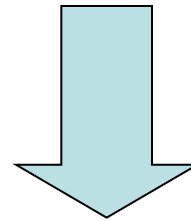


## Belgian legislative framework on sediments



“soil and/or sediment treatment has no sense without maximal re-use of the treated materials”

based on



- ü Specific legislation
- ü use of certified treatment centres
- ü procedures and Codes of Good Practice





### Specific legislation:

- ü stimulating the treatment and re-use of sediments in such a way that land filling is only possible if the materials can not be treated to a re-usable product for a price lower than the land filling cost + taxes
- ü describes the sampling procedure, analyses and limit values of the different re-use possibilities
- ü imposes the use of transport documents and the obligation to deliver the contaminated material to a certified treatment centre
- ü re-use is depending on the concentration in the material: 'free re-use' or 're-use as civil construction material'



Concentration (mg/kg D.M.)	'free re-use'	'Civil construction'
As	35	250
Cd	1,2	10
Cu	72	375
Pb	120	1.250
Zn	200	1.250
Benzene	0,3	0,5
Toluene	1,6	15
Xylene	1,2	15
Mineral oil	300	1.000
Naphthalene	0,8	20
Benzo(a)pyrene	0,3	7,2

## Certified treatment centre



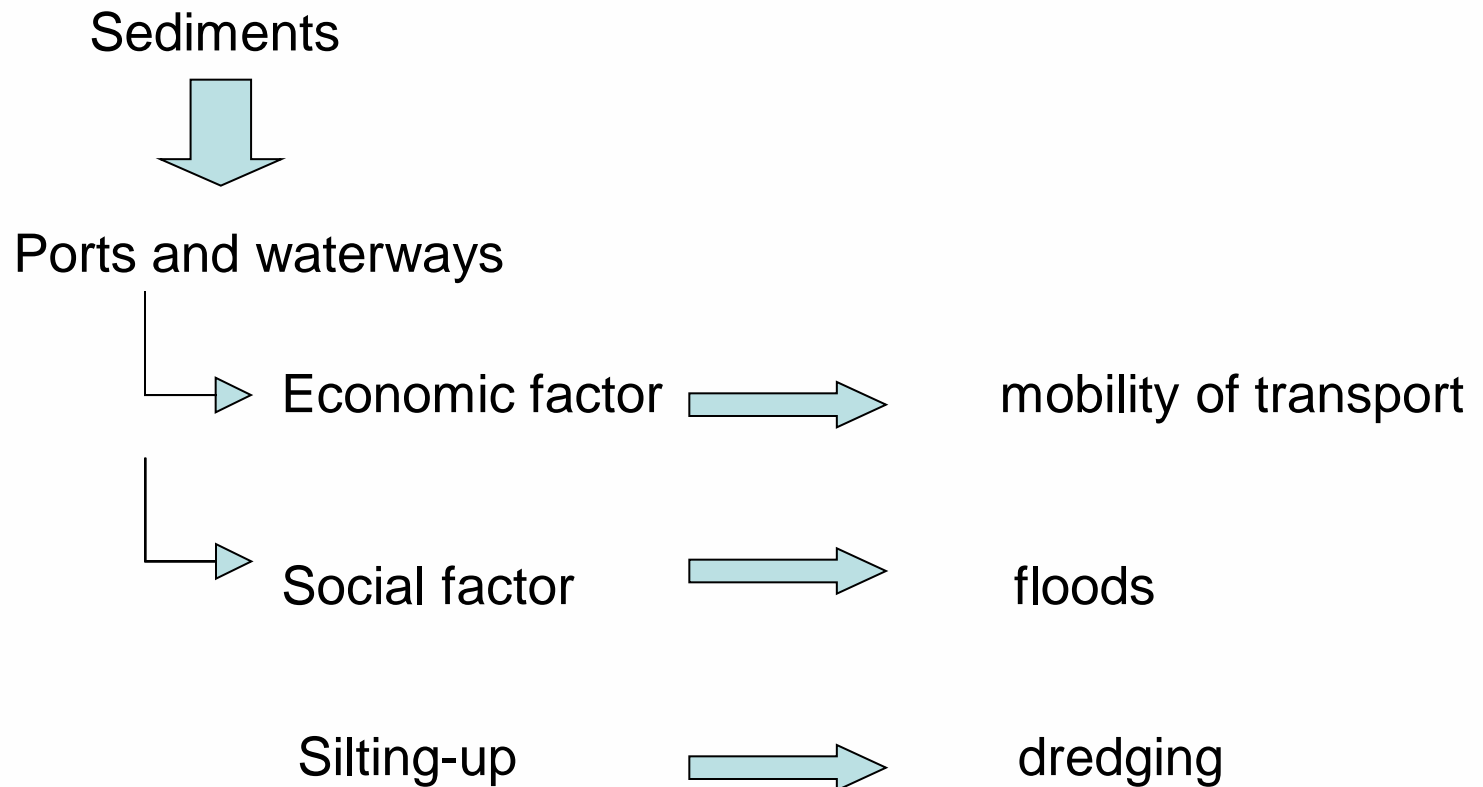
- ü certification with minimum criterion: possession of ISO
- ü use of an acceptance procedure with rules for sampling and analysing the incoming contaminated and outgoing treated materials
- ü use of Code of Good Practice
- ü permit for the storage and treatment of contaminated materials
- ü administrative documentation that makes it possible to follow the different volumes trough the treatment centre
- ü controls by administration on a regular basis



## Sediments treatment technologies



## Introduction





## Characteristics of sediments

Dredged sediments = solid material like soil

- Wet material: water content 55-70%
- Complex contamination with different behaviour
- Fraction of fine particles

## Overview of the technology

- Recent developments in several countries aim at maximum reuse of dredged silt, after one or more treatment phases.
- This can apply to the total volume or to fractions, such as the sandy fraction.
- Typical treatment are (both can be ON SITE or OFF SITE):
  - ∅ sand extraction
  - ∅ dehydration (natural or artificial)
  - ∅ dumping of dehydrated silt fraction and reuse of sand fraction
  - ∅ (natural) dehydration
  - ∅ Bioremediation
  - ∅ dehydration and thermal treatment
  - ∅ mixing with additives (washing technology)
  - ∅ Immobilization

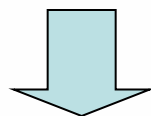
## Storage pits



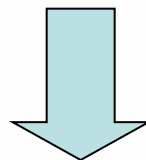
## Principle of treatment

Dumped on river banks or spread on agricultural land

Contaminated sediments



Storage pits




Reuse

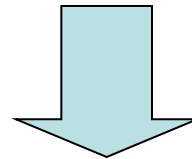


treatment chains

### Dehydration

Dredged sediments pumped  artificial islands

- consolidation under own or additional weight
- several years and final dry matter content < 60%



- Dehydration to increase storage capacity
- Dehydration as first step or finishing step in treatment chain

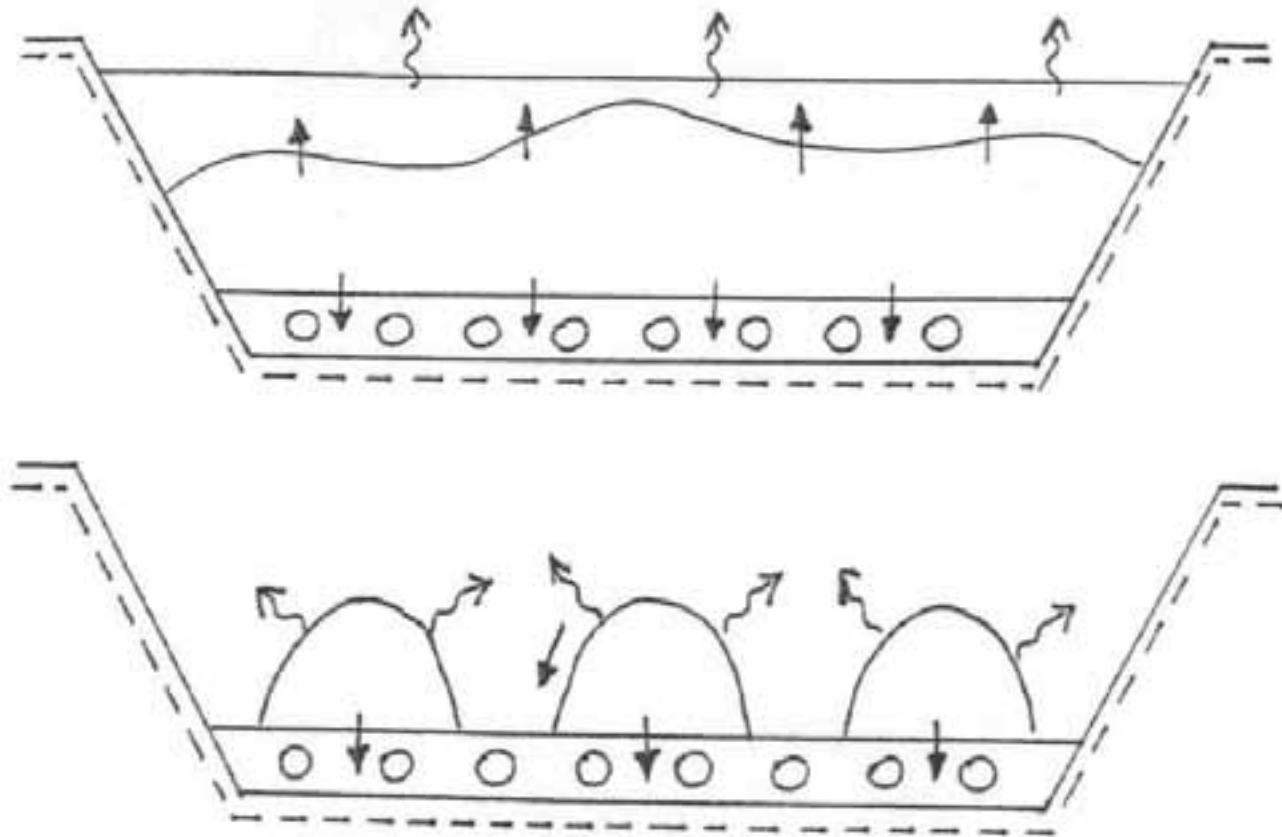
## Dehydration

Two principles:



1. Natural dewatering:

- lagoons or dehydration basins
- excess water is drained off resulting in 50-55% DM
- remaining water is evaporated by turning heaps
- final dry matter content 60-65%
- 1,5 m<sup>3</sup> requires 1 m<sup>2</sup> for about 6-8 months
- 10-15 €/m<sup>3</sup> in situ

## Natural dehydration



## Natural dewatering



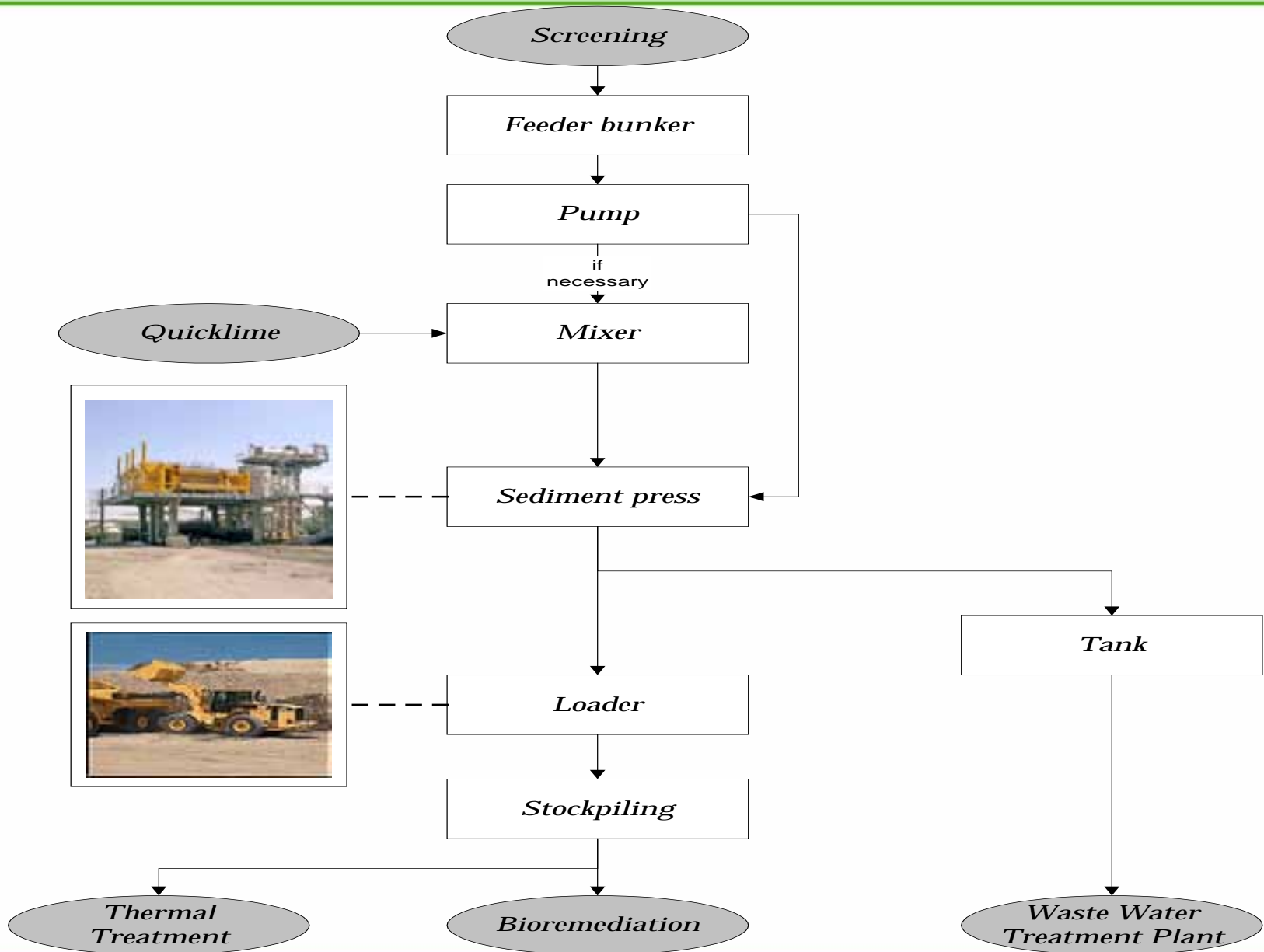


## Dehydration

Two principles:

2. Artificial dewatering:


- belt filter presses replaced by chamber filter presses
- capacity is depending upon number of chambers
- average pressing times between 20min. and 1hour
- final dry matter content 65-70%
- 15-25€/ m<sup>3</sup> in situ



## Mechanical dehydration



## Mechanical dehydration







### Sand extraction

- Aim: separation of a relatively clean volume
- by definition: fraction with  $\varnothing > 63\mu\text{m}$
- pollutants concentrated on the fine fraction

## Sand extraction

Distribution of heavy metals on the different fractions of the sediments

mg/kg	Cd		As	
	limit value	concentration	limit value	concentration
<4mm>2mm	6	2,2	110	65
2mm-63µm	6	3,8	110	205
20µm-63µm	6	14,7	110	195
<20µm	6	25,9	110	306

## Sand extraction


### Particle distribution of different sludges

%	Sludge A	Sludge B	Sludge C
<4mm>2mm	18,7	6,4	3,2
2mm-63µm	64,2	34,7	13,7
20µm-63µm	16,3	21,3	44,7
<20µm	0,8	37,6	38,4

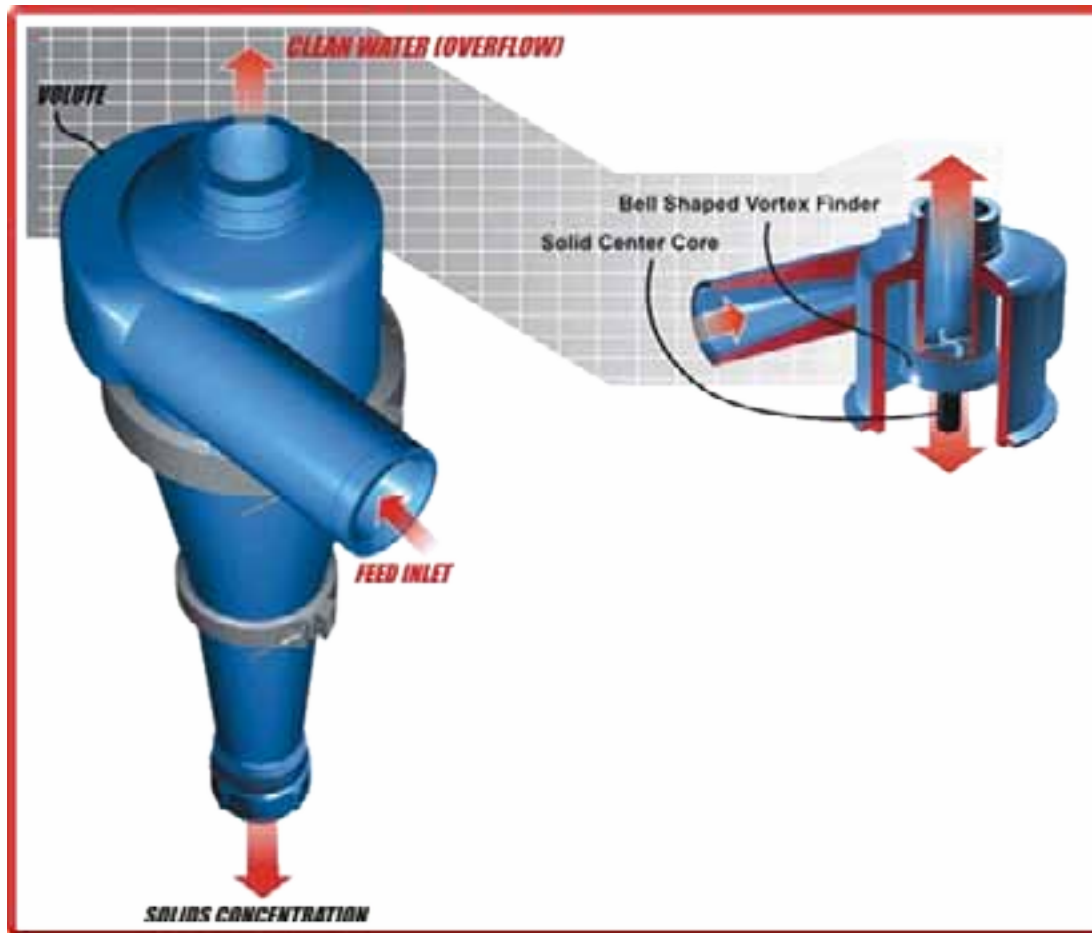


## Sand extraction

Hydro cyclone:

- hollow conical pipe
- suspension introduced tangentially  centrifugal flow
- smaller than cutting point trough outflow
- cutting point: 20-63 $\mu$ m
- capacity > 100 m<sup>3</sup>/hr
- costs: 15-20 €/m<sup>3</sup>

## Sand extraction



## Sand extraction

Principle of the sedimentation basin

## Bioremediation

- dehydrated sediments spread in heaps
- aerated with soil turner; mixed with nutrients
  
- suitable for less resistant organic contaminants
- yes: mineral oil, mono-aromatics and PAH's like naftalene
- no: more persistent PAH's like benzo(a)pyrene and crysene
  
- concentrations below 5.000 - 7.500 mg/kg
  
- costs: 20-25€/m<sup>3</sup>

## Bioremediation



## Washing techniques

Purpose:

- concentrate contaminants in smaller fraction or
- shift the contaminants into aqueous phase

Based upon:

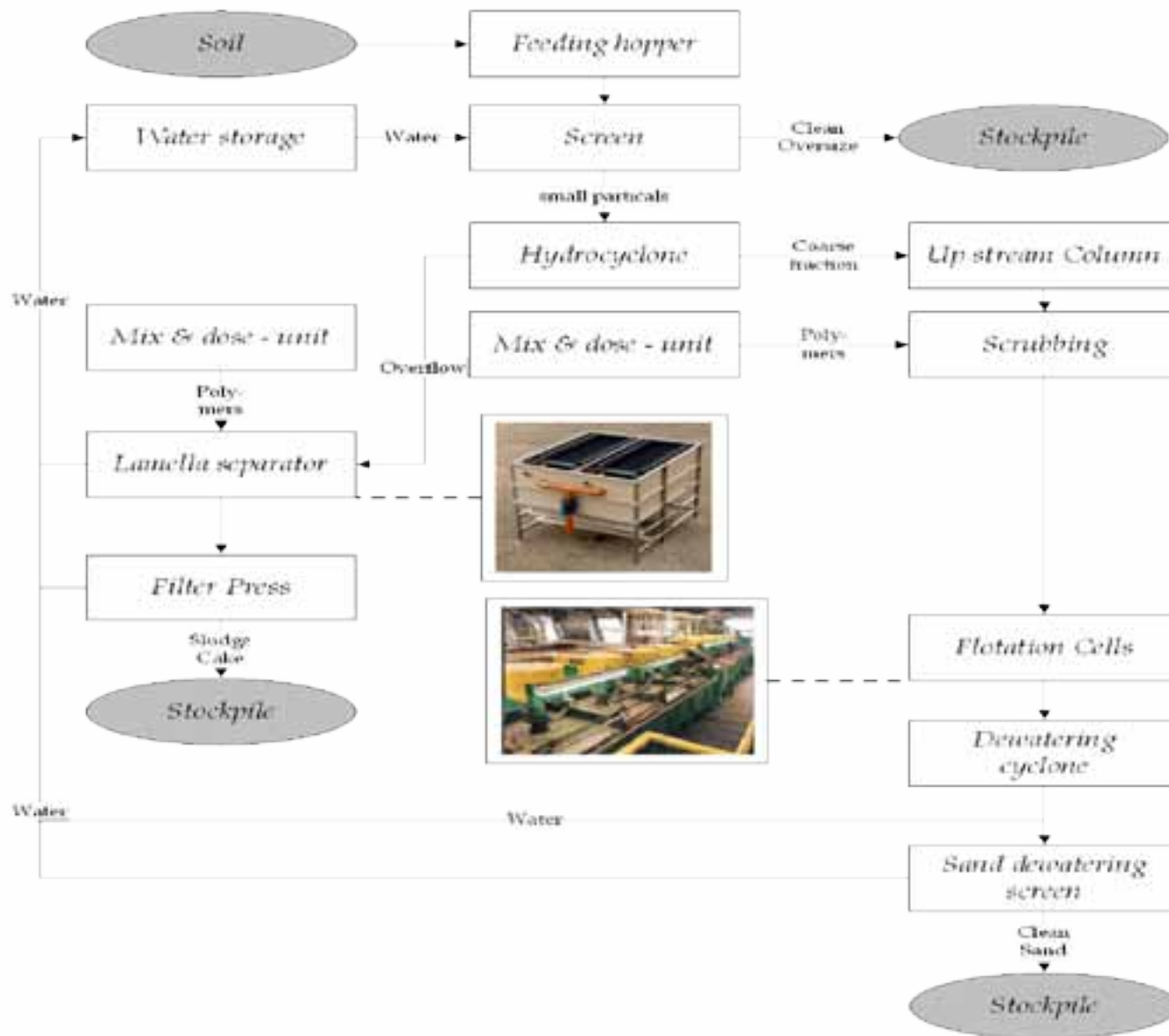
- physical processes: separation, friction, density
- chemical processes: solubility, precipitation, pH-modification

Restriction:

- fraction of particles with  $\varnothing < 63\mu\text{m} < 40\%$
- new technologies

Capacity: 40-50 m<sup>3</sup>/h

Costs: 40-50 €/m<sup>3</sup>



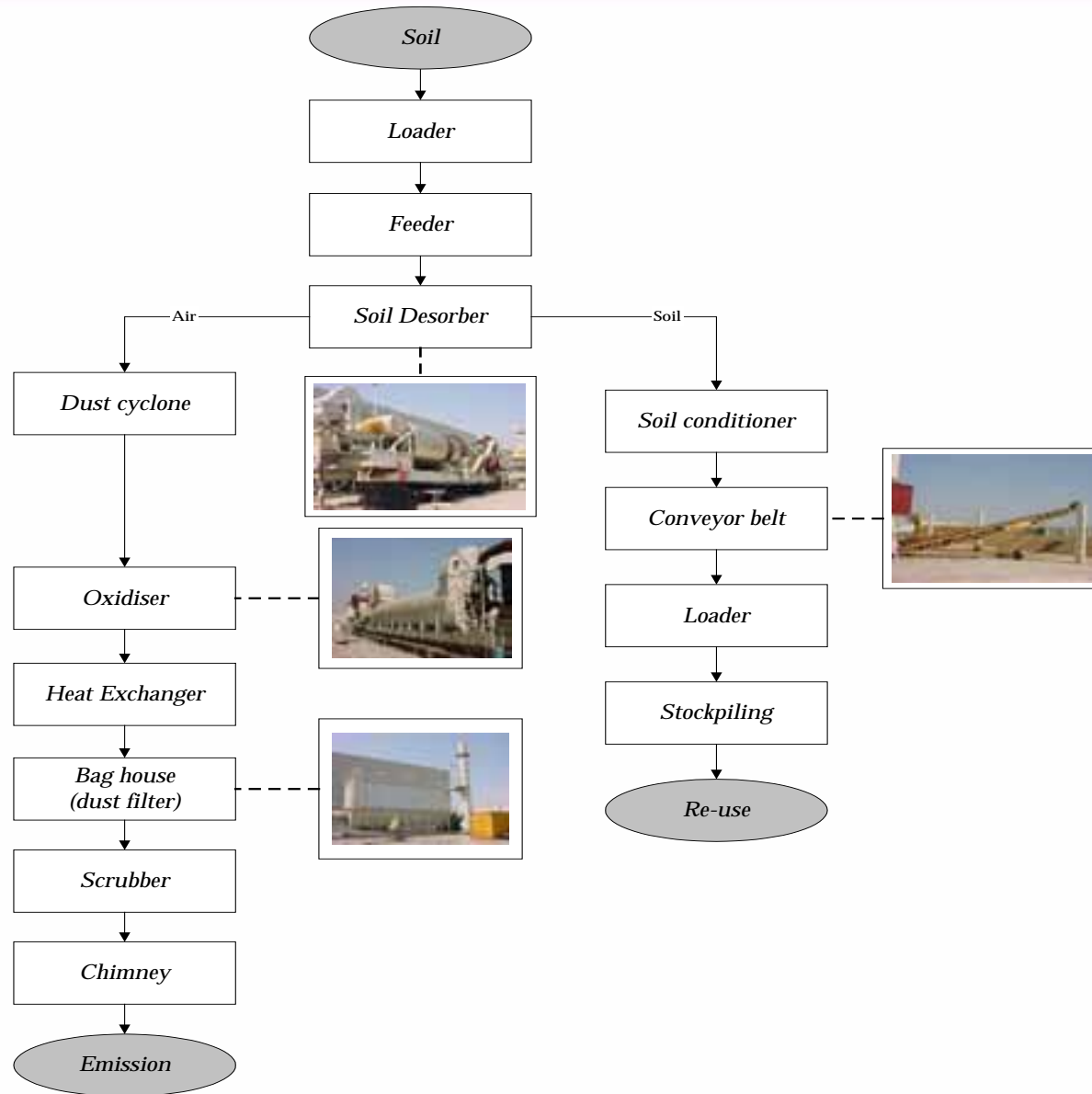
## Washing techniques





## Thermal treatment

- destructive technology: organic pollutants  $\longrightarrow$  CO<sub>2</sub>, H<sub>2</sub>O, N<sub>2</sub>,....
- working temperatures: 450-650 ° C  $\longrightarrow$  gaseous phase
- gaseous phase: purified by cyclones, post combustion, gas scrubber
- store in dry conditions or dewater sediments
- capacity: 20-40m<sup>3</sup>/h
- costs: 50-70€/m<sup>3</sup>



## Thermal treatment





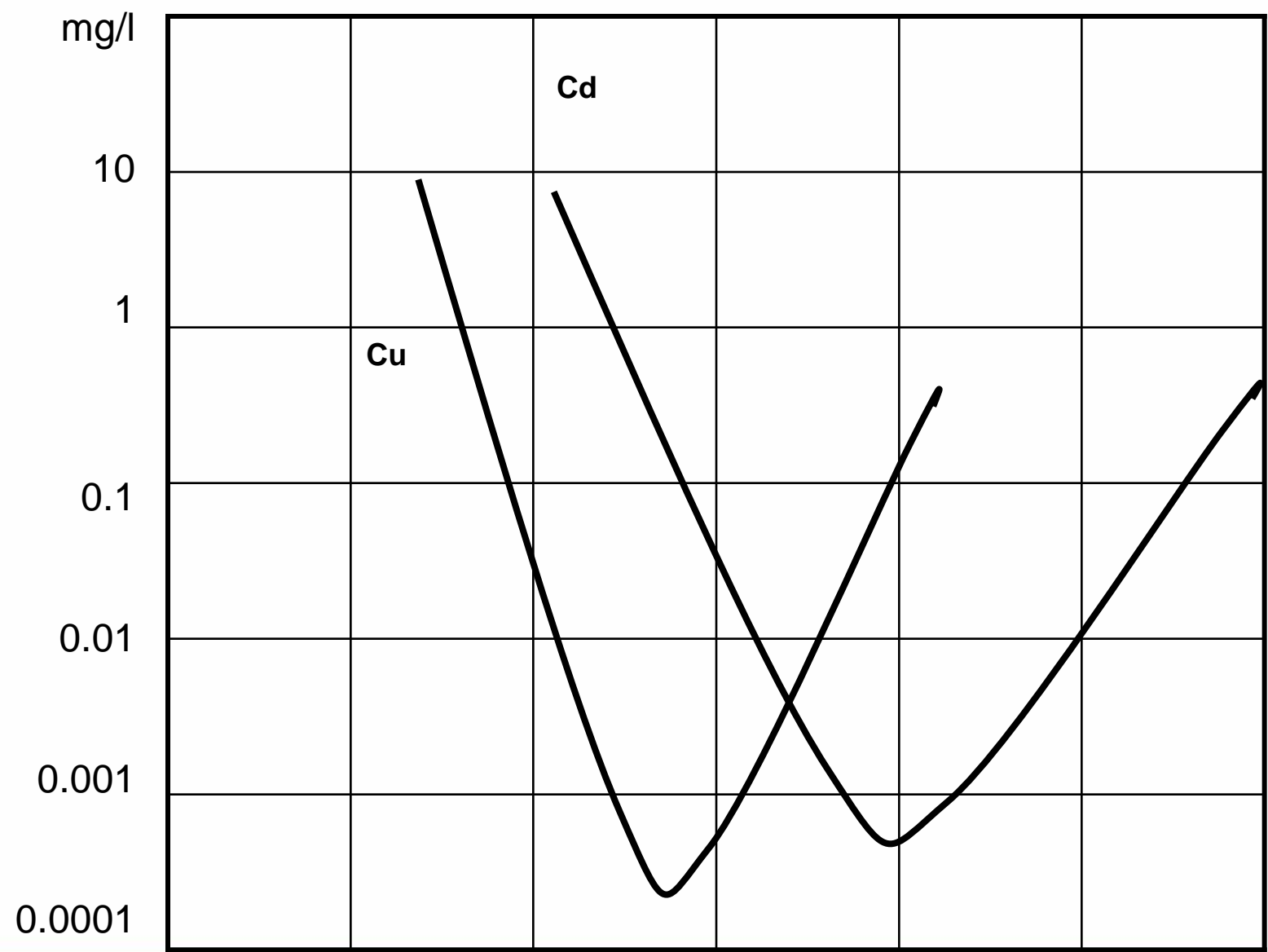
### Immobilization

- Purpose: reducing mobility of contaminants
- 'Cold' immobilisation: reducing solubility by adding chemicals
- Typical samples: lime, cement, fly ashes, bentonite

## Immobilization

Effect of mixing additives upon the solubility of heavy metals

mg/l	threshold	blank	2% lime	5% lime	2% bentonite	5% bentonite
Cu	10	12,3	6,5	11,8	5,6	4,3
Cd	0,5	0,92	0,61	0,34	0,45	0,32



## Immobilization



## Immobilization

- Uncertain leaching behaviour
- Permanent effect ?
- Capacity: 50-200 m<sup>3</sup>/h
- Costs: 20-40€:m<sup>3</sup>



## Immobilization

- permanent effect by capturing the contaminant in the matrix
- artificial gravel, light-weight aggregates, bricks
- temperatures  $> 1.250^{\circ} \text{C}$
- (fine fraction of) sediments replaces (part of) primary raw materials
- costs: 20-40 €/m<sup>3</sup>
- lack of market



Real cases

AMORAS: Antwerpse Mechanische  
Ontwatering

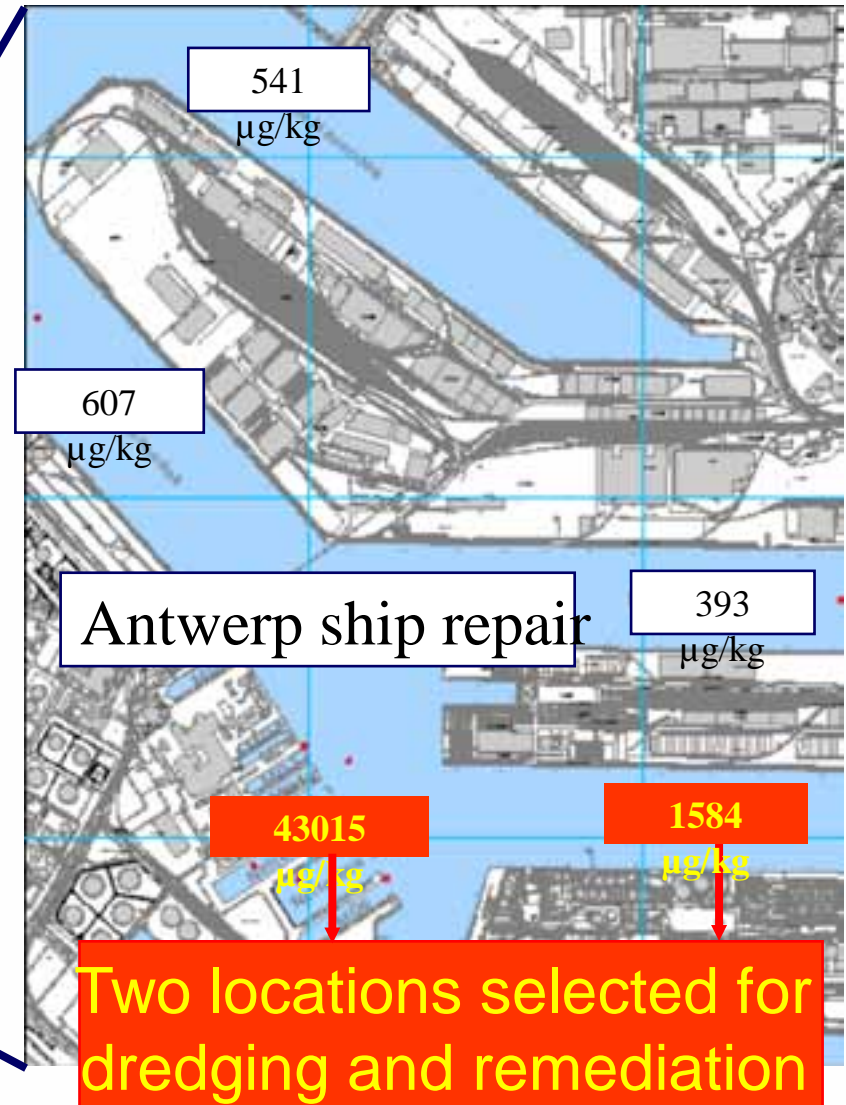
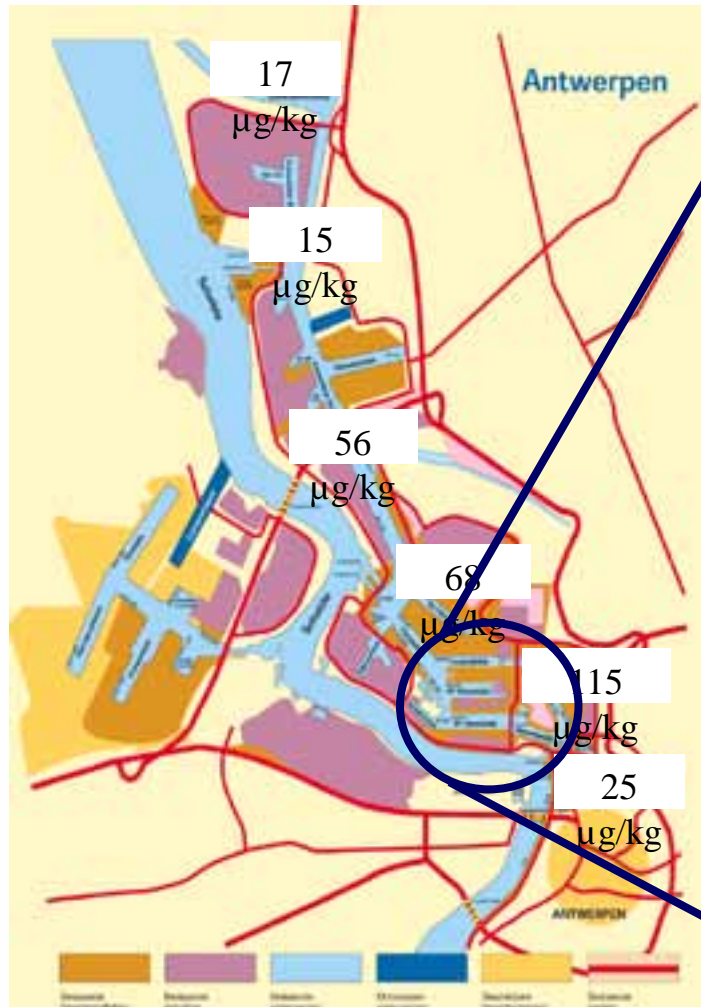


Trattamento

ON SITE - EX SITO

ANTWERPEN: Full-scale thermal treatment of highly tributyltin (TBT) contaminated sediments

## Screening for TBT



## Dredging

Dredging by grab dredger





### Treatment

- Bioremediation – phytoremediation
- Physico-chemical treatment: soil washing, flotation, ...
- Chemical washing at high pH
- Chemical oxidation: permanganate,  $H_2O_2$

- Thermal treatment

→ ENVISAN nv


#### References:

- 50000 t BOREALIS  
mineral oil contamination
- 6235 t BOREALIS  
PCB-contamination
- 60000 t BRUSSELS-NORTH wwtp  
cyanide/PAH contamination

## Full-scale thermal treatment

Capacity: 30 t/h  
@ 80-85% DW  
@ 2% mineral oil

Photographs of the thermal desorption unit



## Pre-treatment: dewatering

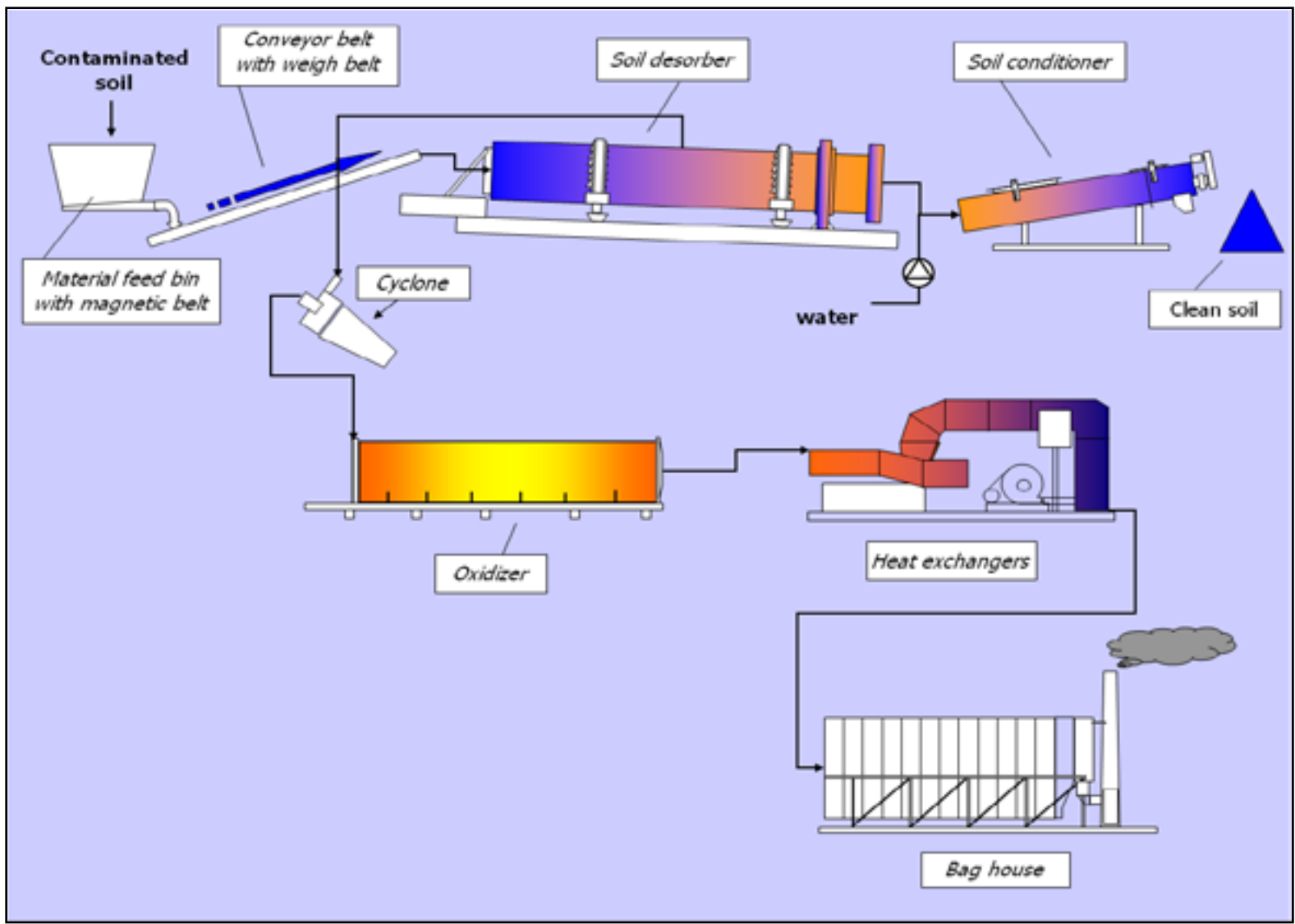
- Prior to thermal treatment, sediment was dewatered (press)
- During heating, energy is first used to evaporate water
  - higher water content
  - slows down the process
  - lower throughput
  - increased operational cost





# Technical lay-out

Full-scale thermal treatment installation



## Results

### Mineral oil and PAH removal

	soil temperature °C	mineral oil concentration mg/kg DM	average clean up percentage %	PAH concentration mg/kg DM	average clean up percentage %
original concentration	-	461	-	8,6	-
cleanup concentration	300 °C	470	0,00	3,70	56,98
	350 °C	191	58,57	2,50	70,93
	400 °C	264 - 220	52,3 - 42,73	2,2 - 1,9	76,17
	450 °C	< 50	> 89,15	0,18	97,91

- Thermal desorption results in high efficiency removal of organic contaminants like TBT, PAH, mineral oil, PCB's ...

## Belgium – Ghent sediment treatment centre 2000 - ongoing



## Belgium - Ghent sediment treatment centre 2005

- Treatment soils and sediments
- Transport by barge or trucks
- Capacity 500.000 tons/ year
- Filter press installation
- Natural dewatering
- Temporary storage

# Belgium - Ghent

## sediment treatment centre

### Mechanical dewatering section





Trattamento

ON SITE - EX SITO

AMORAS: Antwerpse Mechanische  
Ontwatering

## Belgium- Antwerp Amoras

Antwerp Mechanical Dewatering, recycling and application of sediments



## Belgium- Antwerp Amoras

- 600.000 TDM / year
- 30 €/ TDM
- 100 Mio Euro Investment
- 18 years exploitation



## Sustainable solutions

- Why?
  - Erosion of Natural capital
  - Destruction of the eco system
- Environmental and Social Justice
  - Environmental protection
  - Economical Prosperity
  - Social Care